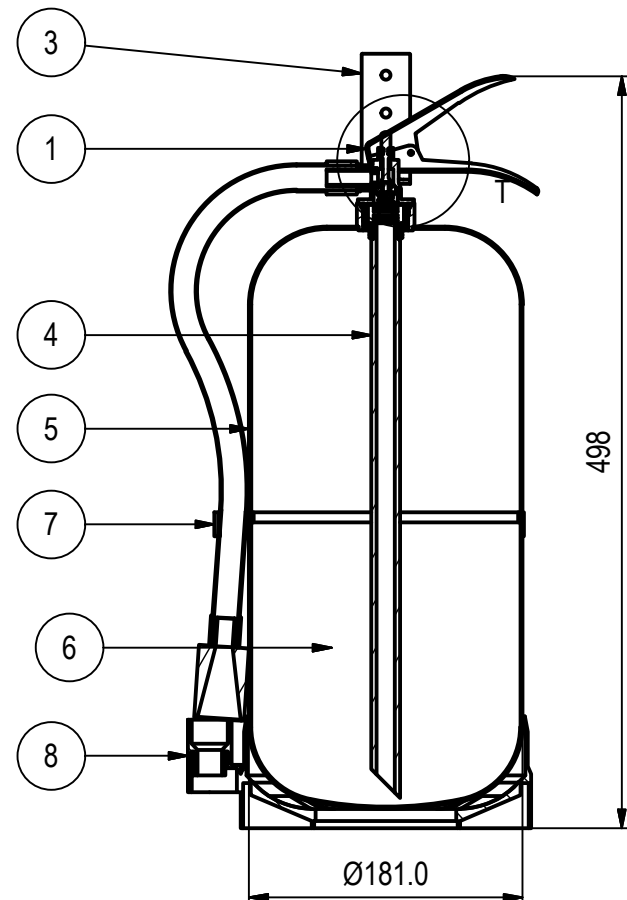
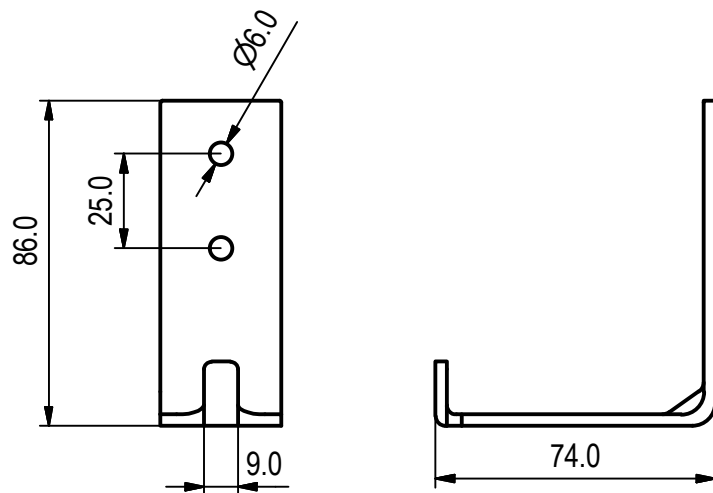


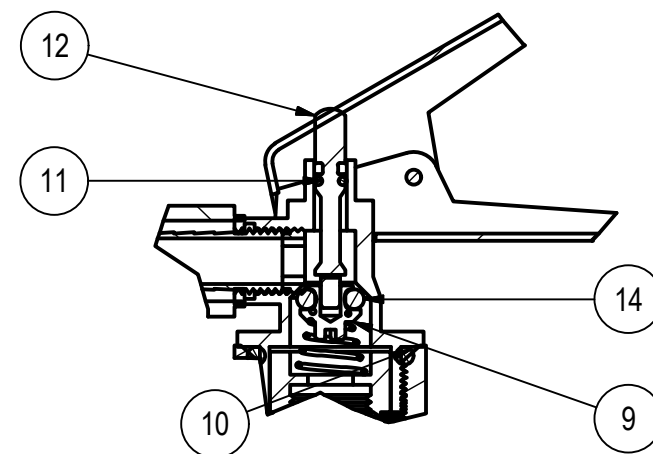
Side View



Internal View



Bracket Detail



Detail View T

Part List				
Column	Column 2	Material	Com No.	Qty
1	Stored Pressure Valve For Halotron	Brass	03001000	1
2	Hose & Horn, 6Kg	Aluminium	03003102	1
3	Hock Bracket HB-74	Mild Steel	03021700	1
4	Syphon Tube ALU19x380	Aluminium	03039200	1
5	Empty Cylinder, 6Kg	JISG3141 Cold Roll Sheet	03097900	1
6	Gas, Halotron I	-	03009800	1
7	Body Belt	SS304	03074300	1
8	Plastic Skirting	Plastic	03065800	1
9	Spindle Cap	Brass	03185402	1
10	O-Ring ID26 x thk3.5	EPDM	03007801	1
11	ID3.2 x thk1.6	EPDM	03185500	1
12	Spindle Stem Only	Brass	03009702	1
13	23mm Pressure Gauge for 4/6kg Halotron FX	-	03034600	1
14	O-Ring ID5mm x Dia4	EPDM	03185501	1

Technical Specification	
Description	Specification
Extinguisher Medium	Halotron
Working Pressure	9 Bar
Maximum Allowable Pressure	18 Bar
Test Pressure	27 Bar @ 30sec
Fire rating	13A/70B
Gross Weight (Approx.)	9.7 KG

Ordering Matrix		
Com No.	Specification	Approval
20800304	SS EN3-7	TUV

**LINGJACK ENGINEERING WORKS PTE LTD**  
 NO.1 WOODLANDS TERRACE #03-01  
 LINGJACK INDUSTRIAL BUILDING  
 SINGAPORE 738471  
 TEL:(65)6759 4163 FAX:(65)6758 7513  
 E-MAIL:COMBAT@LINGJACK.COM  
 WEBSITE:WWW.COMBAT.COM.SG

Customer : - Project : -  
 Title : Halotron Portable Fire Ext, Stored Pressure 6KG (C-6HSE)  
 Drawing No. : 20800304 Com. No. :  
 This drawing contains proprietary information and should not be reproduced or use in any way without written permission from Lingjack Engineering Works Pte Ltd.  
 Scale : NTS Sheet : 1/1  
 3rd Angle Projection :

Date	Description	Drawn	Approved	GA Rev	Pro Rev
7.12.11	Production Drawing.	Ken	Lucas	00	A